The RAGTOP

April 2024

Letter From The President

April, 2024

Joe Payne

Dear HCTC Club Members, April is here, and you know what that means… right?

Yes, I know, celebrating Easter and paying your taxes come to mind. How about spring cleaning for your Triumph and bonus points for spring cleaning your garage.

All this is important to keep your trusty steed up to task of hitting the open road for your drives during this spectacular time of year. You must agree It's hard to beat the fresh Hill Country air and the company of good friends. Please see articles in this month's Ragtop chronicling the adventures of our members taking advantage of the season and exploring interesting places to visit.

So, how to clean one's car, let me count the ways. There are infinite, polishes, coatings and well documented regimens to make your car's finish shine. Last month, on the wonderful drive to Kim and Sam Vasquez's home in Burnett we had the

Sam Vazquez's Engine Bay on his TR6

In This Issue

Letter from the President . 2
HCTC Officers 4
Events at a glance..... 5
Secretary's Report 6
From the Archives 8
Hunting for the Cajun Trophy 10
The Bluebonnet Air Show .. 14
TR6 U-joint Replacement .. 16
TX ABCD Update 19
Events..... 22
VTR Membership 28
TRA Membership 29
Classifieds 30
HCTC Membership..... 34

Letter From The President

Continued

opportunity to tour his shop. I had to ask Sam about the shine on his car's, they were beautiful! Sam shared he does his own cleaning and polishing. I'm sure for less than a beer or a cup of coffee he will share his successful method and preferred products for achieving a great finish!

For those desiring to engage a professional, one need not look further than ***H2O Car Wash*** at 602 N Bell Ave , Cedar Park under the leadership of Rick Hovan. Rick is a member of the HCTC and owns a 1976 TR-6 and is a true enthusiast. Rick has a soft spot for Triumph's, and he will take care of you.



H20 Car Wash

What else should one consider in being prepared for the open road in addition to having a clean machine and garage? How about an annual maintenance inspection? Hmmm, is there a resource for this? Yes, my friends the HCTC is there to serve. Rip Torn has compiled a very comprehensive service schedule guide and maintenance log for our Triumphs. Here is a direct link for this resource and please refer to the directory of cataloged Tech Articles from the Ragtop for other helpful articles to keep your Triumph in top condition.

Cheers and Best Wishes for Happy and Safe Easter Weekend,

Joe

Hill Country Triumph Club Officers

President ... Joe Payne
president@hillcountrytriumphclub.org

Vice-President ... Jim Wells
vicepresident@hillcountrytriumphclub.org

Treasurer ... Gary Payne
treasurer@hillcountrytriumphclub.org

Secretary ... Roger Allen
secretary@hillcountrytriumphclub.org

Membership ... Nel McPhail
membership@hillcountrytriumphclub.org

Events ... Mike McPhail

Marketing ... Kim & Jacques Welter

Social Media ... Kim Vazquez

Webmaster ... Jimmy White
webmaster@hillcountrytriumphclub.org

Ragtop Editor ... Jacques Welter
editor@hillcountrytriumphclub.org

Back issues of The Ragtop are available on our website:

http://www.hillcountrytriumphclub.org

Joe Payne

Jim Wells

Gary Payne

Roger Allen

HCTC Events-at-a-Glance

April

April 2nd:

- ***TX ABCD Steering Committee Meeting***
  Waterloo Icehouse @ 2222 @ 3:30pm
- ***Hill Country Triumph Club Board Meeting***
  Waterloo Icehouse @ 2222 @6:30 pm

April 9th:

- ***HCTC Social Hour***
  The County Line At the Lake @ 6:00 pm

April 13th:

- ***HCTC Breakfast Meeting***
  Waterloo Icehouse @ 2222 @ 10:00 am

April 20th:

- ***Georgetown Pistons on the Square***
  Georgetown Courthouse Square starting @ 8:00 am

April 2st:

- ***Dallas All British & European Car Day***
  Bath House Cultural Center, Lawther, Dallas TX , @ 10 am

April 27th:

- ***Leander High School Air Force JROTC Car Show***
  Leander High School, 3301 S. Bagdad Rd., Leander, TX

April 2024

Sun	Mon	Tue	Wed	Thu	Fri	Sat
31	1	2 ★	3	4	5	6
7	8	9 ★	10	11	12	13 ★
14	15	16	17	18	19	20 ★
21 ★	22	23	24	25	26	27 ★
28	29	30	1	2	3	4

May

May 7th:

- ***TX ABCD Steering Committee Meeting***
  Waterloo Icehouse @ 2222 @ 3:30pm

May 11th:

- ***HCTC Breakfast Meeting***
  Waterloo Icehouse @ 2222 @ 10:00 am

May 14th:

- ***HCTC Social Hour***
  The County Line At the Lake @ 6:00 pm

May 18th:

- ***Georgetown Pistons on the Square***
  Georgetown Courthouse Square starting @ 8:00 am

May 29th thru June 2:

- ***VTR Regionals***
  Maryland Heights, Missouri

For more detailed descriptions and information, please see the Events Section later in the newsletter

May 2024

Sun	Mon	Tue	Wed	Thu	Fri	Sat
25	26	27	1	2	3	4
5	6	7 ★	8	9	10	11 ★
12	13	14 ★	15	16	17	18 ★
19	20	21	22	23	24	25
26	27	28	29 ★	30	31	1

KEY

= HCTC-sponsored event ★

= Other event ★

Secretary's Report

April 2024

Roger Allen

The Hill Country Triumph Club had some amazing activities and functions going on in March. Let's get started as we shift into overdrive and hang on for a cruise through the month of March.

We will begin with the regular club meeting at the Waterloo Restaurant on Saturday, March 9th. Joe Payne, our President, was away on business so VP Jim Wells stepped up to run the show. Jim began with introductions of all 18 members present and a welcome to our newest members Steve and Norma Brand.

Next on the agenda was the reading and approval of last month minutes. Events and driving coordinator Mike McPhail presented the club with the most current update of all destinations and times of the drives to take place.

HCTC at the Social Hour

Tuesday, March 12th, saw HCTC at the Social Hour held at the Country Line at the Lake. Twelve club members made it to the event and had a great time. Come on

Hill Country shows out at the County Line on the Lake

out in April and enjoy the fun !!

On Saturday, March 16th a dual club drive began with Pistons on the Square in Georgetown at 8 - 10am and a cruise to The Bluebonnet Air Show in Burnet. Sam and Kim Vazquez invited the HCTC crew to their home and were the ultimate hosts for the event. The Hill Country Triumph Club would like to express our thanks to them for a wonderful time.

On March 22nd members Mike McPhail, Art Graves, Benson Tuttle and Robert "Rip" Torn drove their TR6's to Covington, Louisiana to the British Motoring Festival. Looking forward to the stories from that trip.

Secretary's Report

February 2024

Continued

Looking ahead: On Saturday, April 13th will be the Luckenbach Rally sponsored by the Jaguar Club of San Antonio and of course the VTR Regionals in St. Louis, Missouri, on May 29th to June 1st.

Jacques Welter took the floor for a detailed report on the TX ABCD hosted by HCTC in October.

- The hotel venue will be the Hidden Falls Inn in Marble Falls, Texas, and they are taking reservations !!
- The car show is now on Saturday at the Dos Conchas Ranch outside of Marble Falls
- We will have an awards banquet Saturday night at the Cadillac Ranch Dance Hall on the grounds of Dos Conchas Ranch. More details in this Ragtop and from Jacques to follow.
- The official launch of TX ABCD will be in mid-April with all details available.

Jacques also reported that HCTC's new regalia supplier, Bits of Triumph, is now open for orders. For more information on HCTC Regalia, please read on in The Ragtop !!

The General Financial Report from Gary Payne was submitted for the month of March. We will continue to contribute $2000 for our charities, and the club is on solid financial ground. The Social media report from Kim Vazquez asks for pictures of you in you cars having fund!!

Meeting Adjourned 11:10 am

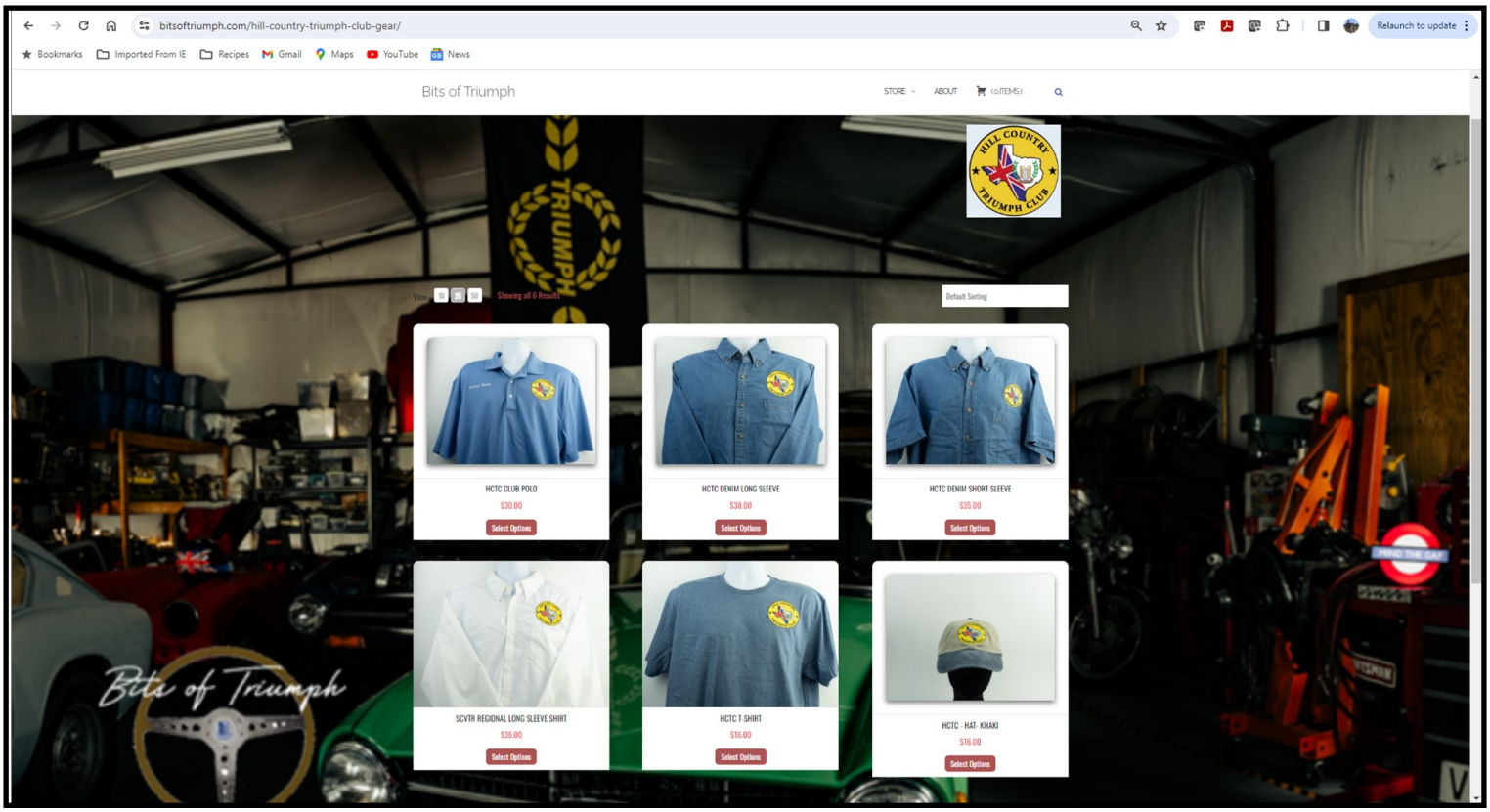

The Bits of Triumph website with HCTC Regalia

From the Archives

Art Graves

A few weeks ago the British Motoring Club of New Orleans held their All British Car Day. To give a perspective of 'then and now', here is an article written by Bob & Marylin Skewis about their adventures to the same event. I don't remember much about that trip, but I do still have the Long Distance Award hanging in the den. This story originally appeared in the April 2001 issue of "The Ragtop". Marilyn Skewis passed away in January of 2019.

—Art

HCTC Goes Four for Four in the Big Easy

Bob and Marilyn Skewis

After experiencing the HCTC for over a year and learning that we had actually joined a club that DRIVES their cars, this one felt like a natural. We have visited New Orleans many times and always enjoyed the city. We had spent enough time working on the car and having it worked on. Several shake down cruises had been taken. Now it was time for the big one - 500 miles on the highway and on our own. This is not to say we left unprepared as most of the trunk was taken up with tools, spare parts, jumper cables, cleaning supplies and the requisite two quarts of oil.

We started out at 9:00 am on Friday after dropping Rachel off at school. Still uncertain about which route to take, we knew we were going to push to reach our destination in time to attend the informal welcome dimer our hosts had planned. We cut across east Texas in a somewhat unconventional way going out 71 to Bastrop and cutting across to 290 via 21 (as beautiful a drive as you will find). Looping around Houston on 610, we picked up 90 to Beaumont and finally hooked up with IH-10 and thought we would cruise from there. That's where the bumps started. It seems the highway crews of Texas and Louisiana conspired to produce a fiendishly rough surface from Beaumont to Lafayette. Pour ten feet of concrete and stop, pour ten more feet - thunk, thunk - thunk, thunk. Guaranteed to keep even the sleepiest driver awake! Just when we thought we couldn't take it anymore, Lafayette arrived and with it the beautiful swampy scenery that makes this part of Louisiana so wonderful.

Marilyn Skewis

After nine- and one-half hours of driving, including two quick stops for food and gas, we arrived at our hotel. A quick unload and off again just down the road to the park pavilion that was show central. As we walked through the door, we could tell that our hosts were packing up for the evening, but they welcomed

HCTC Goes Four for Four in the Big Easy

Continued

us with open arms and took food out of the refrigerator, filled our plate and made us feel at home. They told us we had just missed Mike McPhail and Art Graves and they were very impressed that our group had driven all the way. At the end of a long day, we went back to the hotel and fell in bed -the car could be cleaned tomorrow morning!

When we peeked out the window in the morning, we discovered that there were LBC's all over the parking lot with people cleaning and polishing their hearts out. Our hosts had picked the hotel well as there was a car wash right across the street— just the thing to knock bugs off the bumper and windshield. After a couple of hours, the car was pristine again and ready for the show. We drove to the park and were waved to our spot on the grass, lined up with 120 of the nicest and most unusual cars we had seen in one place. Our TR250 was placed in a division with four 3's (including the McPhail's new beauty) and a 4A. Other cars of note were three nice Morgans, a couple of E-type Jags, a beautiful row of MG TD's and TF's, more MGB's than you could shake a stick at, several nice Spitfires including the 68 Spitfire brought by our members Carl and Barbara Drewett, and a row of TR6's anchored in the middle by Art's longtime companion. The motorcycle division was well represented with vintage Triumphs, BSA's and Nortons. We all spent a leisurely afternoon enjoying the cars, the weather and the friendly people. Our hosts kept things lively with a series of give aways, a game of guess the car part and humorous announcements (a park visitor needed a set of jumper cables and had several offers). Voting ended at 2:00 and at 3:00 the show was over and we all went back to the hotel to grab a nap before the 6:00 banquet.

The air-conditioned, glassed in pavilion was a perfect place for the banquet and awards. We feasted on Shrimp Marion, garlic bread, coleslaw and bread pudding as our hosts began the presentation of awards. I'll spare you all the details except to say that the HCTC made quite a showing —McPhail second in class, Skewis third in class, Drewett third in class. Last but not least, Graves took the trophy for longest drive — an award the vociferous Austinites claimed as a Club Trophy! Nel won a Triumph Crest embroidered blanket as a door prize and Marilyn won a Union Jack cloisonné key fob. After thanking our hosts for a great show and taking a group picture, we retired to the hotel poolside with a few beers and conversation about the day's events. Lights out by 11:00.

Although we had great weather all day Saturday, we had a little rain Saturday night and it was overcast and cool Sunday morning as everyone packed up to leave∴ Mike, Nel and Art took off about 7:30 headed for the Cracker Barrel up the road for breakfast. As we passed by, we saw their cars in the lot. Members take note - this is the one and only time we can say we passed these guys! We took a more leisurely path home - stopping to eat twice, gas up once and browse an antique shop in Breaux Bridge, and never saw another British car. We arrived home safely and mused about what we might do differently next year. We both felt guilty about going that far and not getting down to the French Quarter. That has to change! We'll be back and hope that many of you will join us for a fun trip.

Laissez les bon ton rouler !!

Hunting for the Cajun Trophy

Rip Torn

TR6's on display at the show

British Motoring Festival, Covington, Louisiana, Green Goblin TR-6 reporting…

Hill Country Triumph Club took a drive to the British Motoring Festival, held this year in Covington, Louisiana, to take in the sights and, hopefully, win some prizes.

On departure, Messrs. Mike McPhail, Rip Torn, Art Graves, and Benson Tuttle of HCTC were all dressed for springtime to take the long drive to Louisiana — essentially T-shirt's , jeans, and a light jacket as they sped along enclosed in their tops-up TR6's. The drive itself involved crossing eastern Texas / Oklahoma and then Louisiana. One by one they slipped down their driveways with a plan to meet enroute — first in Paige, Texas; then in Beaumont, Texas; and finally in Covington, Louisiana. It was misty and drizzling all day and this resulted in less than show-standard cleanliness on arrival …

The Big Healey's show out

Art and Benson chill in the afternoon shade

That was the start of a fun weekend that included the British Motoring Festival and a tour to the McIlhenny Tabasco Plant in Avery Island. Friday night was registration and a block party on CVG, bringing out many classic cars of all types as well as entertainment. Covington turned out to be a very scenic town with friendly people — all the ones we met were proud to host the event.

Left to Right: Art Graves; King Charles III; Mike McPhail; Rip Torn; Benson Tuttle

Show day, Saturday, March 21st, started out brisk and cloudy but soon warmed up and cloud cover cleared out for the car show.

The show was well organized and used a People's Choice voting system to rate the cars in entered in each class with the mayor of Covington judging the Best in Show.

All four members of HCTC entered the TR-6 class. (In a bit of serendipity, there was a TR-



Art and Mike at the show

Hunting for the Cajun Trophy

Continued

6 there that Mike had restored many years ago. He had thought it lost to Hurricane Harvey, but there it was in all its glory).

Triumph Spitfires at the show

In the TR-6 class Rip received the Best In Class award and the one Mike had restored won second in class.

Unfortunately, one of our members had a significant mechanical issue on complicating his return home. Art's U-Joint imploded on his car on the drive in (he was able to limp into Covington) and sidelined his beautiful 1974 TR6 for the duration. (And in another piece of serendipity, Art won the first door prize of the day and selected a floor jack and jackstands combo)

Art poses with his door prize. Talk about timely ...

The next day, Sunday, we drove across Lake Pontchartrain southward then down to Avery Island, home of the Tabasco factory where we had a great lunch and toured the plant and gardens.

We ended the day in Lafayette and drove to our respective homes Monday morning.

If you ever have the opportunity to attend this event it is well worth the effort.

A muster of MGB's ...

... and a troop of MGA's ...

Hunting for the Cajun Trophy

Continued

Rip — having worked hard for his beads — takes a break in front of a 1965 Rambler Marlin

A highly customized Sunbeam Tiger shows out …

Mike and Art talk to TR3 owners at the show

There were a LOT of MGBs there …

Sprites were there in force … notice they're outsized by the ATV !!

There were many, many beautiful cars there

Hunting for the Cajun Trophy

Continued

HCTC makes an arrival at Avery Island

McIlhenny & Company Tabasco

On the grounds

Tabasco Sauce flavors … they've been busy !!

Manufacturing process ..

That's a lot of Tabasco Sauce

An HCTC Outing: The Bluebonnet Air Show

Jacques Welter

Saturday, March 16th, was wet and windy, but that did not stop a few intrepid HCTC members from going to Georgetown's Pistons on the Square and then heading over to Kim & Sam Vazquez' home in Burnett to watch the Bluebonnet Airshow.

At Pistons, Jacques and Kim Welter were joined by Mike McPhail as Mother Nature took charge and threw buckets of rain on the few Pistons attendees. As Pistons broke up, Mike, Kim, and Jacques were joined by Joe Payne and Aaren Colburn in Joe's TR6 for the drive over to the Vazquez's residence.

Those attending Pistons and driving over were joined by a good number of HCTC members — Richard Simonson; Ralph & Jeffie Herter; Dan & Francis Julien; and Wiley Christal — at the Vazquez homestead. Sam and Kim were perfect hosts, and the whole crew feasted on pulled pork and trimmings while we settled in for the Airshow … or at least that was the plan.

A grim forecast, rain, and high winds washed out the Bluebonnet Airshow. Despite the adverse conditions preventing airplanes from taking off, the organizers managed to have various ground activities, including pyrotechnic displays, ground demonstrations, appearances by World War II veterans; and a plethora of food and merchandise vendors.

Mike's and the Welter's TR6s at Pistons

Weather only a duck would love

Kim Welter chills with Jerry Bletzacker in Georgetown

Clark Griswold was spotted on the way to the Airshow.

An HCTC Outing: The Bluebonnet Air Show

Continued

After enjoying a few hours of conversation and companionship, the group adjourned but not before touring the Vazquez Motorwerks in their garage. Turns out, in addition to Triumph marques, the Vazquez's are quite the Porsche collectors.

Once in the garage, Sam was able to show off the latest addition to their collection — a beautiful 1973 Sapphire Blue TR6 with some very cool modifications !! It's a real head-turner … be sure to come to the April Breakfast meeting and see it. The group broke up around 3 pm and headed for home.

Hope to see more of you on our next outing.

HCTC Shows out. Left to right: Joe Payne's TR6; The Welter's TR6; Mike McPhail's TR6

The Vazquez's new 1973 Triumph TR6

Everyone hanging out on Sam and Kim's back patio. Starting at the front and moving clockwise — Kim Welter; Jacques Welter; Richard Simonson; Jeffie Herter; Mike McPhail; Sam Vazquez; Kim Vazquez; Francis Julien; Dan Julien; Ralph Herter; Aaren Colburn; Joe Payne

The Vazquez Motorwerks in all its glory

TR6 U-joint Replacement

Mike McPhail

Universal joints are not "cannabis for the masses", rather the clever devices that allow two rotating items that are not in alignment to rotate freely. If your Triumph has not had them replaced for a few years, they may be the source of those odd vibrations and clunking noises. Set your hand brake with the car in gear and wrestle with the shafts while watching the joints. There should be no play at all in them… don't be confused by play in the gearbox, differential and half-shafts. Look at the circlips on the joints for signs of rotation… evidence that the cup is moving instead of the bearing. Greasing the joints is a good idea, but unfortunately, the grease does not always get to all four cups.

Badly damaged spider

The TR6 has six u-joints, two on the drive shaft and two more on each of the half-shafts. The half-shafts are easier than you might think to remove. Just take out the four bolts and lock-nuts on the inner flange at the differential, then pull off the brake drum to expose the six nuts holding the hub to the trailing arm. There are two holes in the flange that give access to the lock-nuts. The backing plate may try to come off with the hubs, but can easily be persuaded otherwise. The big, gombey rubber cover that hides the inner joint will come out with the rest of the half-shaft with just a little coaxing… I often relegate them to the trash can. The shaft is a two-piece affair, and care should be taken not to rip the little boot that keeps the dirt out. The drive shaft has a collar that unscrews for separation, but there is a grease fitting for the spines, and if it moves in and out easily there is not much reason to take it apart.

If the vice isn't big enough …

The driveshaft can be hard to remove, especially on latter TR6s with dual-pipe exhausts. The exhaust system may have to be pulled or even the differential! Got to do it…

Once on the workbench, go ahead and remove the ties holding the aforementioned boot on the half-shaft and separate the two pieces… they will need some grease later. On half-shafts they are keyed, so don't worry about alignment issues, but mark the drive shaft if you are going to take it apart. Grab one end of the shaft and remove all the snap-rings that hold the bearing caps in place. A liberal dose of PB Blaster or Liquid Wrench will help things along. Some joints will

TR6 U-joint Replacement

Continued

require hefty snap ring pliers, others really big needle-nose pliers… keep a punch and hammer nearby.

Now that that is done, hold the flange in your six-inch vice and beat on the free end with your lead wire wheel knockoff hammer so as to drive one of the bearing cups as far as you can out of the flange. Alternatively, a chisel can be applied to the spider with the same effect… or then there is the big socket approach as shown in the photo. Do the same thing to the other cup. There should be enough room now to use a long 1/8-inch punch to drive one cup out of the flange. Once removed, the spider will come out, leaving the other cup exposed for removal.

Nasty old U-Joint

Okay, that was the easy part. Repeat the ordeal for the rest of the joints. Once everything is apart, clean the flanges taking care to assure that the snap-ring grooves are perfect. A Dremel tool wire brush works well, and their little sanding drum does a fine job of shining the bore where the bearing cups will reside.

Now the really fun part… installing the new joints! Take the new u-joint spider out of the box and remove the grease fitting. Remove two opposing cups and fill them with grease from your gun. Stick your pinky finger in to displace some of it. At this point we are trying desperately not to disturb the tiny needles in the cup. If one or more become dislodged in the following procedure you will be very unhappy!

Nearly out …

Take a cup and set It in the flange finger tight… straight would help. Use the vice to press the cup in flush with the flange. If the vice can't do the trick, the inside of the bore may have needed more sanding. Now take the new spider and carefully set it in the cup. Take the other cup and press it into place, keeping the spider perfectly aligned in the process. Now, take a socket out of the tool box that is slightly smaller than the cup and use it in the vice to press one of the cups further into its bore, exposing the snap-ring grove. Install the new snap-ring and do the same for the other side. The thick grease from the factory will come out along with some from your grease gun… good! If the second cup will not go in all the way, you may have screwed up. Not all is lost, but backing up at this

TR6 U-joint Replacement

Continued

Punching out the cup

Using a chisel

Pressing in the new cup

point is no fun.

Once the first pair of cups are in place, the rest will get easier as you get the hang of it. Take your time and definitely have and extra pair of helping hands available. Okay, A 12-ton press may be needed. Don't forget to reinstall the grease fittings, and on some joints be aware that an angled fitting will need to point away from the shaft for servicing later. Truth is, it is very difficult to get a grease gun on all the fittings once they are back on the car. Yeah, I hate u-joints too…

Pressing in the second cup

Using a socket for the final push

Texas All British Car Days 2024

October 11th — October 13th

Editor's note: When The Ragtop went to press, we were still 10 days or so from going live with the Texas ABCD website. A choice was made … we elected to put this information in The Ragtop with all the associated "go to the website" information rather than wait another month to tell you where to go. The website should be active by April 14th.

- JW

WELCOME

Hello and welcome to Texas All British Car Days 2024 (TX ABCD) . We're excited to tell you about the upcoming 2024 TX ABCD event running from October 11th to October 13th in beautiful Marble Falls, Texas.

Registration

We'd really like you to register early. To provide an incentive to you to register early, we are offering a significant discount from same-day registration. Registration fees will go up as the show approaches. All registration and billing will be handled by Car Show Pro. The link for Car Show Pro can be found on the TX ABCD website. ***All registration will be online.***

We encourage all attendees to register early for the show as fees increase significantly as we get closer to the date. Fee Schedule is as follows:

- Early Registration thru September 9th: **$35**
- Late Registration, September 10th thru October 11th: **$40**
- Same-day Registration: **$50**

For all that pre-register, Registration packets will be handed out on Friday at the TX ABCD headquarters in The Hidden Falls Inn, 3:30 pm – 7:30 pm; or at the TX ABCD Headquarters table at the show on Saturday. Same-day registration will be offered at the venue, but the fee will jump to $50 for same-day registration. You must be on the grounds and registered by 9:45 am to be considered in the event judging.

Show Schedule

Yes, there are a few changes here. First, we're having the Car Show on Saturday, not Sunday. Second, we're having a reception and an awards banquet Saturday afternoon / evening to cap off the day. Third, we're having a breakfast on Sunday with an optional fun drive:

Friday

- Social Hour, 3:30 pm to 8:00 pm
- Late Registration & Registration kit pick-up, 3:30 pm to 7:30 pm

Texas All British Car Days 2024

- Optional Self-Guided Fun Drive

Saturday

- Gates open @ 9:00 am
- Texas All British Car Days Show, 10:00 am to 1:00 pm
- Food and drink will be available at the show
- Self-guided fun drives, 1:30 pm to 4:30 pm
- Cash-bar reception, 5:00 pm to 6:00 pm
- Awards banquet, 6:00 pm to 8:30 pm

Sunday

- Fun drive, 8:00 am to 8:30 am
- Breakfast 8:30 am to 9:30 am Lodging

This year's host hotel is The Hidden Falls Inn in Marble Falls, located on Lake Marble Falls. Texas ABCD attendees will receive a discounted price, but there are a limited number of rooms available, so please register before they're all taken — be sure the mention you are with Texas ABCD to get the special rate.

Social Hour

The Social Hour will be at Bear King Brewing, 207 Avenue G, Marble Falls, TX, 78654. It will be on Friday, October 11th, running from 3:30 to 7:00. Hope to see you there.

Banquet

We're excited to announce that this year there will be a banquet on the evening of the show. We will be recognizing the winners in the respective classes as well as Best in Show; Furthest Driven; and Best Survivor. Tickets will be required for the banquet so please get yours today. For more information as well as reserving your tickets, please see the Texas ABCD website.

Regalia

We are pleased to announce that our regalia will be handled exclusively by Bits of Triumph (www.bitsoftriumph.com). Bits of Triumph will be taking orders online and will be displaying regalia at the show. To order your regalia, either go to the Texas ABCD website or go to www.bitsoftriumph.com.

Texas All British Car Days 2024

Frequently Asked Questions

Q: Is there going to a Vendor's Corner?
A: Yes, like last year, we will be hosting vendors providing services and products to British car owners

Q: Will food and beverages be available during the show?
A: Yes, there will be both food trucks and a beverage stand selling water, soft drinks, and coffee

Q: Is there going to be a swap meet like last year?
A: No, we have decided to not continue with that

Q: How much will the Awards banquet cost?
A: Tickets are $35 per person

Q: Will Regalia be sold at the show?
A: Yes, Bits of Triumph will be at Late Registration Friday and at the show in the Vendor's Corner

Q: Can I register more than one car? Is there a discount for two or more?
A: Yes, you can register as many cars as you wish. No, there is no volume discounts.

Q: When does preferred-rate hotel registration end?
A: The Hidden Falls Inn will release any unleased rooms in the TX ABCD block two weeks prior to show

Q: Do I need a ticket to attend the Awards Banquet? Can I get tickets if I register late?
A: Yes, you will need to purchase a ticket for the Awards Banquet. Yes, but only up to the day prior to show. There will be no same-day purchases.

Q: Do I need a ticket for the Breakfast?
A: No, but we ask that when you are ordering tickets for the Awards Banquet to please check Breakfast box so we have an idea of attendance.

Q: Is there a rain-out date?
A: No, there is no rain date planned

Q: How will the cars be judged? What kind of award?
A: TX ABCD will be using a Car Class system with People's Choice voting. Awards will be for 1st; 2nd; 3rd in class. Additional awards will be handed out for Best in Show; Best Survivor; and Furthest Driven

Q: When does Registration open?
A: TX ABCD will be using CarShow Pro again this year for registration. We anticipate Registration opening in mid-April.

HCTC Events Calendar

Year-at-a-glance

Editor's Note: *We're starting a new format with the HCTC Events section. We've created an at-a-glance section at the beginning of the newsletter and added a calendar-year events calendar to the already comprehensive coverage of HCTC events.*

JANUARY '24

S	M	T	W	Th	F	S
	1	2	3	4	5	6
7	8	9	10	11	12	13
14	15	16	17	18	19	20
21	22	23	24	25	26	27
28	29	30	31			

01 New Years Day
9 HCTC Social Hour
13 HCTC Morning Mtg
15 MLK Day
29 HCTC Drive Taylor

FEBRUARY '24

S	M	T	W	Th	F	S
				1	2	3
4	5	6	7	8	9	10
11	12	13	14	15	16	17
18	19	20	21	22	23	24
25	26	27	28	29		

10 HCTC Morning Mtg
10 Drive A Triumph Day
13 HCTC Social Hour
14 Valentines Day
19 Presidents Day
24 Georgetown Car & Air Sh

MARCH '24

S	M	T	W	Th	F	S
					1	2
3	4	5	6	7	8	9
10	11	12	13	14	15	16
17	18	19	20	21	22	23
24	25	26	27	28	29	30
31						

9 HCTC Morning Mtg
12 HCTC Social Hour
16 BLUEBONNET AIRSHO BNT
MGClub Spring Drive
23 New Orleans All British Car Day
31 Easter

? "Come and Take It" RR Gonz

APRIL '24

S	M	T	W	Th	F	S
	1	2	3	4	5	6
7	8	9	10	11	12	13
14	15	16	17	18	19	20
21	22	23	24	25	26	27
28	29	30				

8 Solar Eclipse
9 HCTC Social Hour
13 Burnet Car Show BNT
SAIC Luckenbach Rally SAT
HCTC Morning Mtg
21 Dallas All British & Euro Car Dy

MAY '24

S	M	T	W	Th	F	S
			1	2	3	4
5	6	7	8	9	10	11
12	13	14	15	16	17	18
19	20	21	22	23	24	25
26	27	28	29	30	31	

4 WINGS & WHEELS! KGBY
11 HCTC Morning Mtg
12 Mothers Day
14 HCTC Social Hour
27 Memorial Day
30- VTR SC Regional, STL

JUNE '24

S	M	T	W	Th	F	S
						1
2	3	4	5	6	7	8
9	10	11	12	13	14	15
16	17	18	19	20	21	22
23	24	25	26	27	28	29
30						

1- VTR SC Regional, STL
8 Annual Picnic/ Election
11 HCTC Social Hour
16 Father's Day

Jul 2024

S	M	T	W	T	F	S
	1	2	3	4	5	6
7	8	9	10	11	12	13
14	15	16	17	18	19	20
21	22	23	24	25	26	27
28	29	30	31			

04 Independence Day
9 HCTC Social Hour
13 HCTC Morning Mtg

Aug

S	M	T	W	T	F	S
				1	2	3
4	5	6	7	8	9	10
11	12	13	14	15	16	17
18	19	20	21	22	23	24
25	26	27	28	29	30	31

10 HCTC Morning Mtg
13 HCTC Social Hour

SCCA Twin Sisters Dr

Sep

S	M	T	W	T	F	S
1	2	3	4	5	6	7
8	9	10	11	12	13	14
15	16	17	18	19	20	21
22	23	24	25	26	27	28
29	30					

02 Labor Day
8- 12 VTR Nationals
10 HCTC Social Hour
14 HCTC Morning Mtg
18 6-Pack Trials

Triumphest
Rio Grande Valley Reg
Rendezvous TADS NM

Oct

S	M	T	W	T	F	S
		1	2	3	4	5
6	7	8	9	10	11	12
13	14	15	16	17	18	19
20	21	22	23	24	25	26
27	28	29	30	31		

BITO
8 HCTC Social Hour
11 -13 TX ABCD
12 HCTC Morning Mtg
14 Columbus Day

31 Halloween

Nov

S	M	T	W	T	F	S
					1	2
3	4	5	6	7	8	9
10	11	12	13	14	15	16
17	18	19	20	21	22	23
24	25	26	27	28	29	30

9 HCTC Morning Mtg
11 Veterans Day
12 HCTC Social Hour
28 Thanksgiving Day

Dec

S	M	T	W	T	F	S
1	2	3	4	5	6	7
8	9	10	11	12	13	14
15	16	17	18	19	20	21
22	23	24	25	26	27	28
29	30	31				

14 HCTC Morning Mtg
10 HCTC Social Hour

25 Christmas

HCTC Events

Hill Country Triumph Club April 2024 Driving Event

Luckenbach Rally

Members of the HCTC have won the SAJC Luckenbach Rally numerous times and the chance to continue the tradition is at hand. Plan on being at Rudy's BBQ in Leon Springs at 11 am Saturday April 13… first car out at 12:30. This is FUN! Absent Excuses will be provided for not attending the Breakfast Meeting at

35th ANNUAL SAN ANTONIO JAGUAR CLUB RALLYE TO LUCKENBACH

SAN ANTONIO JAGUAR CLUB

DATE: *Saturday, April 13, 2024 (rain date – April 27th)*

Meeting Place/Start Point: Rudy's Leon Springs BBQ
24152 IH-10 West (correction)
San Antonio, TX 78257

IMPORTANT INFO

Registration:	11:00 AM – 12:15 PM
MANDATORY Drivers Meeting	12:15 PM
Registration Fee:	$20.00 per vehicle
First Car Out:	12:31 AM
START POINT:	Parking area by Takeway

- √ This is a JCNA sanctioned time, speed, distance event…..NOT A RACE!!!!!!
- √ Rallye will total approximately 100 miles and three (3) hours, ending in Luckenbach.
- √ Trophies for 1st, 2nd and 3rd place will be awarded to drivers and navigators AND our Famous "Stray Cat" prize for the last driver to arrive in Luckenbach.
- √ The Rallye route is on paved roads, some very narrow with cattle guards and loose livestock. Please be careful and use caution in these areas.
- √ NO DRINKING ALCOHOL AND DRIVING!!
- √ There will be short breaks during the rally. Fuel and restrooms will only be available at Checkpoint 1.
- √ JCNA rules will be used for scoring and ties will be permitted for JCNA results.
- √ Bring a watch, digital watch or stop watch and pencil.
- √ Call or text SAJC rallymaster Brian Blackwell at below number if you suspect bad weather on the morning of the rallye and do not have internet access.
- √ Please check the event calendar on www.sajaguarclub.info for updates.
- √
- √ **Questions?** Call Brian Blackwell at (210) 255-0361 Cell
  - or email blackwbg@gmail.com

SEE Y'ALL AT THE START, AND HOPEFULLY LUCKENBACH!!!!!

HCTC Events

HCTC Social Hour
The County Line on the Lake
April 9th

Take a break from your busy calendar and hoist a few frosty adult beverages with your favorite people at the Hill Country Triumph Club social hour, held every second Tuesday of the month.

The Social Hour has moved its venue to **The County Line on the Lake**, just up the road from The Waterloo Icehouse. The County Line on the Lake is located at 5204 FM 2222.

While the event nominally runs from 6pm to 8pm, folks have been known to show up early and stay on late, so if you can't make it on time, don't worry — there'll still be folks there when you get there.

HCTC Breakfast Meeting
Waterloo Icehouse
April 13th

The HCTC Breakfast Meeting starts your Saturday off right at the Waterloo Icehouse at the corner of Capital of Texas Highway and FM2222 !!

Come join the Club for breakfast, club updates, and some good company and conversation. Plan your arrival for 9:30—9:45 as the meeting (and breakfast) starts by 10:00 am.

After the meeting, anyone wanting to head down to the Luckenbach Rallye and watch the finish is free to depart (see HCTC Driving event).

Can't wait to see you there !!

Events: South-Central VTR Regionals

St. Louis, Missouri

May 30 - June 1

For more information and to register, please go to:

https://sltoa.org/scvtr-2024/

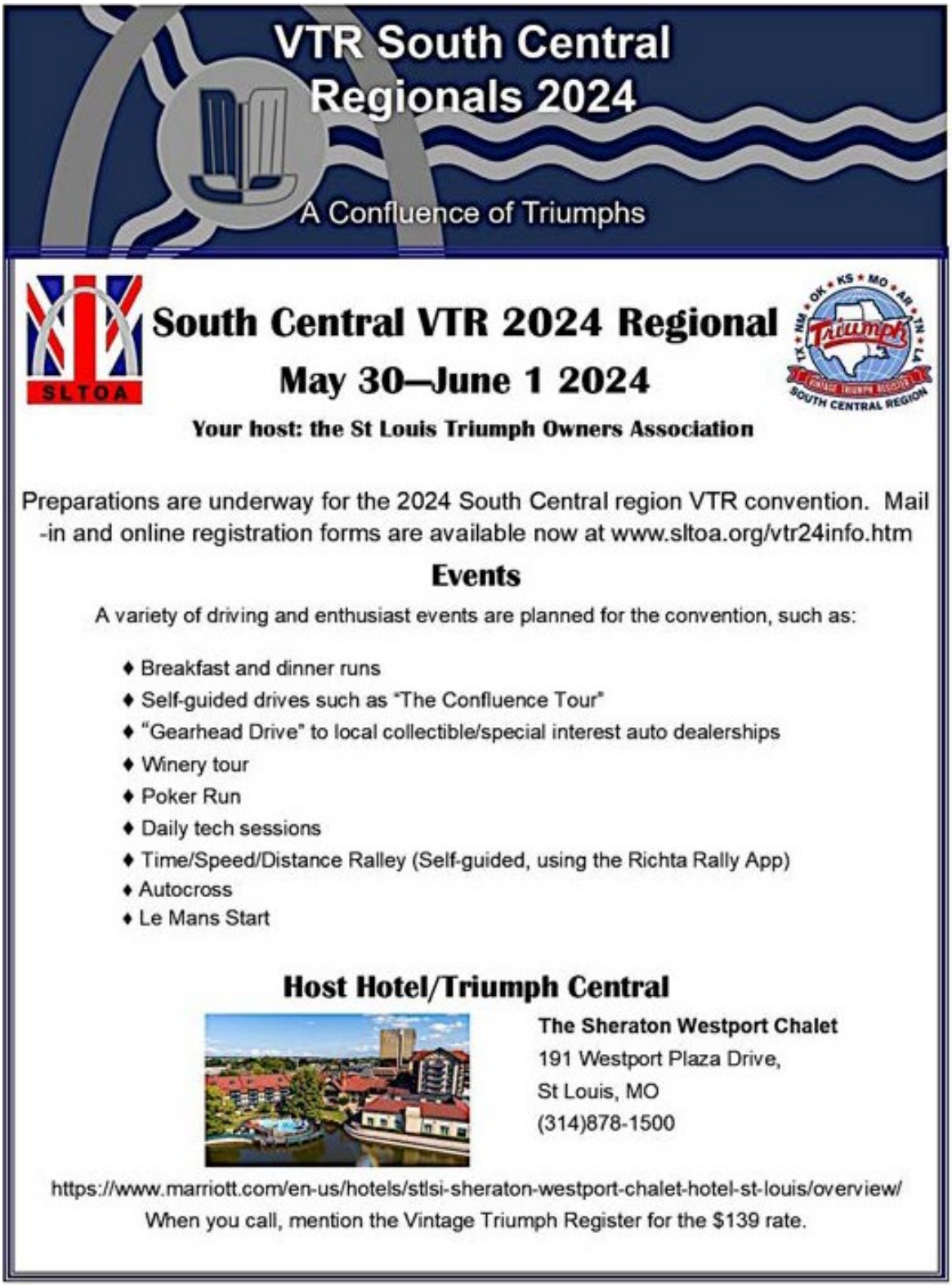

Events: VTR Nationals

Nashville, Indiana

September 8 - 12

For more information and to register, please go to:

https://indianatriumphcars.regfox.com/2024-vintage-triumph-register-national-convention

VTR National Convention 2024

September 8 - 12, 2024

Nashville, Indiana

Hosted by Indiana Triumph Cars

Celebrating 50 Years of "The Shape"

Join us in Nashville, Indiana for the 2024 VTR National Convention. The event will be based at the Abe Martin Lodge in Brown County State Park, just outside Nashville. Brown County, the "Little Smokies" of Indiana, has amazing topography and great driving roads for you to explore. Between Columbus and Bloomington, Nashville's downtown is home to many artists, tasting rooms, distilleries, and restaurants.

Registration is OPEN now!

Seats for Banquet are limited. Register Early!

indianatriumphcars.regfox.com/2024-vintage-triumph-register-national-convention

The Central Ohio Center of the Triumph Register of America cordially invites you to the 2024 TRA National Meet which will be held at the Mohican State Park Lodge near Perrysburg, Ohio June 17 through June 21, 2024. This will be the 50th anniversary of COCTRA and TRA and we plan to make it a special celebration for our vintage Triumphs. Although details are still being finalized, we will definitely have an off-site Welcome Dinner, a Poker Run, a Fun Rally, a guided driving tour to nearby Amish country, a Membership Meeting, a Parts Auction, a Concours and Participant's Choice Car Show and an Awards Banquet. Some of the COCTRA TRA Committee have been to the Lodge and have met with the Manager, James Calderhead, who is proving to be most accommodating. He is doing everything he can to make our stay both memorable and enjoyable.

The Parts Auction is always fun, entertaining and a great way to obtain some rare and useful parts for your Triumph. If you plan to bring items for the auction, the rule of thumb is: if you wouldn't use it on your car, please leave it at home. Obviously, parts need to be clean and (preferably) painted.

The roads around the Lodge are well-suited for our driving events, so heavy traffic shouldn't be a problem. The tour to Berlin, Ohio should prove interesting to anyone who is interested in the Amish way of life. Berlin is a tourist town complete with many shops and restaurants.

Instructions for all drives will be printed within the Meet Program, so nobody should get lost. Lodge reservation instructions are included on the Registration Form. We suggest that you make your Lodge reservations soon and be certain to mention that you are booking for TRA 2024 to obtain reduced pricing. Also, we suggest that you call the Lodge in the morning hours as there is one person on the front desk in the late afternoon and getting through may be an issue.

The 2024 TRA Meet team is putting together a collection of events to keep everyone busy and there will be plenty of opportunities to kick back and relax with old and new friends.
Again, we welcome you to the 50th anniversary of COCTRA and TRA. We hope you choose to attend our celebration. As the TRA Facebook page becomes available, we will post updates.

– John Huddy

Why should I join the VTR?

VTR works to maximize the enjoyment all of us have when driving a Triumph and emphasizes camaraderie and social interaction among Triumph owners. As the only North American organization which recognizes each and every Triumph model, we hope you'll want to join us as we strive to achieve these goals.

We also hope you'll attend either the National or regional gatherings of VTR members. These conventions are always fun for attendees, and joining a VTR chapter will introduce you to others in your area who share your passion for Triumphs. Car shows, rallies, autocrosses, tours, vintage racing, and social gatherings are a regular part of the VTR scene. The HCTC is a VTR Chapter, but we urge you to also join the VTR as an individual.

Won't you join us? https://vintagetriumphregister.org/

Your dues provide the following:

- Our award winning, bi-monthly, color-cover magazine, The Vintage Triumph
- Free classified advertising in the magazine
- Technical assistance from our vehicle consultants
- VTR membership card and windshield decal

TRIUMPH REGISTER OF AMERICA

Formed to preserve the Triumph marque

ESTABLISH 1974

Triumph Register of America (TRA)

is a non-profit organization established to aid TR2, 3, 3A, 3B, 4 and 4A owners in the preservation, maintenance and enjoyment of their classic sports cars. TRA is a grassroots organization, which offers many advantages and services for individual members, groups and local centers.

TRA Membership dues:
$40.00 Annually (US Resident)
$50.00 Annually (Non-US Resident)

Checks or money orders for membership should be made payable to:Triumph Register of America.
Mail the check with the ***Membership Application Form*** to the address shown at the bottom of the form.

OPTION 1: You can also fill out form electronically through Acrobat Reader (not through your browser).
To fill out form: Download PDF. > Open in Acrobat Reader. > Fill out form. > Save document to your computer. > Email to membership chair.

OPTION 2: You can also scan your completed Membership Application Form and email.

Link to the PDF version of the membership form: TRA-Membership-Form-2022

Pay Dues via PayPal:
If you have a PayPal account and wish to pay dues using this service. Simply log onto your account and follow the prompts to send the approprate annual fee using the following email: triumph.register.of.america@comcast.net.
NOTE: The application form must still be mailed or emailed to the address shown at the bottom of the Membership Application Form.

Benefits of a Triumph Register of America Membership:

- Four newsletters per subscription written by and for Triumph owners
- Annual National Meet (Concours judging is limited to TR2 thru 4A, Participants choice is open to all Triumphs.)
- Local Center development information and event announcements
- Free classified ads related to Triumph sports cars
- Technical advice via the Newsletter
- Factory build records
- Comments on originality via the Newsletter
- Judging Standards and Restoration Guideline Manuals for TR 2/3 and TR4 (online)
- The TRA Forum (online) where you can communicate with fellow Triumph owners

Classifieds

Hill Country Triumph Club Advertising Rates

Member ads for Triumph cars or parts are free and will run for two issues. These ads may be renewed as necessary two times, for a total of six issues.

Ads or flyers for other club's events are free and will run for two issues.

Ads for commercial items or services will be charged the following rates:

Business Card ad: $5:00 per issue
Quarter page ad: $10.00 per issue
Half page ad: $15.00 per issue
Full-page ad: $25.00 per issue

These ads must be prepaid and can be scheduled for as long as desired, minimum of six issues. Long term ad runs must be prepaid at the time of scheduling. All ads must include artwork.

Classifieds

Looking for a TR6 factory steel hardtop. Please contact:
Dick Simonson 512-779-3735

In all the confusion with our TR6, some stuff got double ordered:

1. Moss Roll bar cover- new in box , part number 236-000, orig. 129.99, so would like to get ~$100 for it.
2. Mosom car cover Moss 237-420, as new, still packed in original box since 2019, orig. $134.99, so would like to get ~$100.



Bill Beckenbaugh
Katy, TX
wmbeckenbaugh@gmail.com

We have finished the restoration of the TR3A we have owned for about 44 years. After all those years of gathering parts and parts cars, we now have many parts and pieces left. I am wanting to give these to either an individual or a business that will be able to use them to keep some of these cars going. I don't mind if they are sold by a business or used by an individual – I just want them to be used and not stored in my garage.

I have a complete TR3 engine. It was running when it was removed 40+ years ago. Asking $100. Extra crank-shaft, condition unknown: $25. Extra flywheel, condition unknown: $25. Extra head, condition unknown: $25.

Contact Bill Duran, 512-227-6067 (cell)

Looking for a Triumph Stag Hardtop please contact me if you have one for sale. Thanks!
Joe Payne 210-326-6673
robjoepayne@yahoo.com

I undertake repairs to all British and European classic cars. If your car does not start or needs tuning I can perform on any carburetor including Keihin or Mikunis. Call or text Olivio 316 200 3068. Member HCTC and Vintage Triumph Register. Thanks.

Visor assembly with mounts (both sides), ignition switch cover, trunk light, misc. items. Text Jim @ 254-563-9141

Classifieds

Triumph TR6 '69-72 Intake Manifold Stanpart V3108, used, as is. Great condition. Price plus shipping or pick up in central Texas $110

Many more parts for sale and prices negotiable. See the catalog PDF or look at https://www.triumphexp.com/forum/buy-sell-and-trade-forum.5/

Contact Rip at 512 845 2944 or rtorn09@gmail.com

New Spitfire Seat Covers Set for sale.

This is a set of brand new seat covers made in England. Color beige Price $350.00. If you buy a new set it would cost over $500.00.

Please call or text 316 200 3068.

Classifieds

Used seats from a '75 TR6. Headrests are functional and stay up as desired. Asking $240.00

Text Jim @ 254-563-9141

TR4A Parts. Various parts left from my rebuild several years ago. Grill is $50. It does need a repair as pictured. As to the other parts just call and give me a offer. 214-587-5390.





The Hill Country Triumph Club, is a not-for-profit car club affiliated with several national groups. We are the 50th Chapter of the Vintage Triumph Register (VTR), was founded in 1990 to bring together the owners of Triumph automobiles in the Central Texas area surrounding Austin. In 1991, the membership decided to include other British car fans as associates due to lack of other clubs in our area that represent some of the other marques. As owners and lovers of our unique types of cars, we have a special kinship, which draws us together. Membership is open to anyone who is a British car enthusiast, with or without a car.

As of 1 July 2022, Annual dues are only $20.00 per new membership for a family group or address per year and go toward supporting club events. We encourage new members to order their club nametag for an additional $11 each. Renewals are $20 annually.

We have social get-togethers on the 2nd Tuesday of each month, Breakfast Business meetings on the second Saturday of the month, and at least one other event each month. We encourage you to join and support us, even if you don't drive your car regularly. We support our members interested in Showing Cars, Traveling, Racing, Restoring, Maintaining and otherwise socializing. One goal of the club is to help its members keep their cars on the road. Please contact one of the club officers listed in the newsletter for more information at info@hctc.us about club benefits and spread the word about our club to others.

The Hill Country Club is a local chapter of the Vintage Triumph Register (VTR)/Triumph Sports Owners Association, which is open to all drivers of Triumph motorcars; a chapter of the Triumph Register of America, exclusively for TR2 through TR4A sports cars; and a chapter of the 6-PACK, dedicated to the enjoyment, preservation, and restoration of the Triumph TR250 and TR6 sports cars. Membership in these national organizations is encouraged. Visit their websites at www.vtr.org, www.triumphregister.com, and www.6-pack.org.

The Ragtop is published monthly by the Hill Country Triumph Club. Material within may be freely reproduced providing Ragtop and the authors are credited. Any and all newsletter contributions are welcome. Deadline for submissions is the end of each month. Submissions may be emailed to editor@hillcountrytriumphclub.org. Car related classified ads are free to members and will run for three months unless otherwise instructed. Contact editor for other ads.

Membership

Payment is due on joining and payable by check to HCTC and may be:
1. Mailed with this application to: HCTC Membership Chair, 1105 N. Canyonwood Dr., Dripping Springs, TX 78620 or
2. Online (when active) on the www.hctc.us or
3. Bring this application (filled out) to the next meeting.

Dues may be paid in more than 1-year increments. Renewals will be due on the closest Jan 1 or Jul 1. Multi-year rates: 5 years- $90, 10 years- $170.

Club bylaws are available online. By joining the membership, their family and/or guests agree to hold the HCTC, officers, or other members harmless in the event of any accidents or incidents related to club activities.

Please fill this out and send in with Membership request

Name(s): _____

Address: _____ City: _____ ST: _____ Zip: _____

Primary Phone: _____ Alternate Phone: _____

Email: _____

TR Car 1: Make: _____ Model: _____ Year: _____ Color: _____

Car 2: Make: _____ Model: _____ Year: _____ Color: _____

How did you hear about HCTC? _____

Special interests, skills, etc? _____

What do you want your nametag to read? _____

Additional Nametag reads _____ (Add $11 per badge) If you want the badges mailed to you, add $2.00 per badge. Contact Gary Payne to order name badges (garypayne75@hotmail.com).